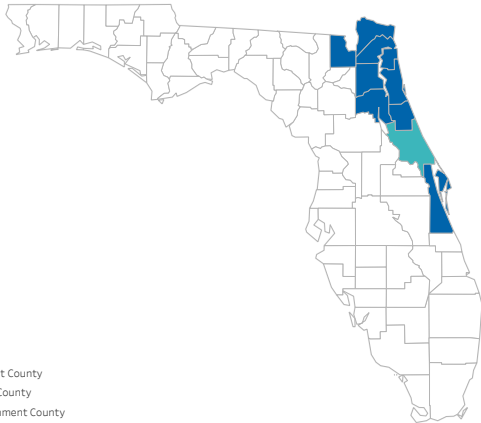


Population by County

Select a county Catchment County, Volusia Volusia County Population Total: 553,284

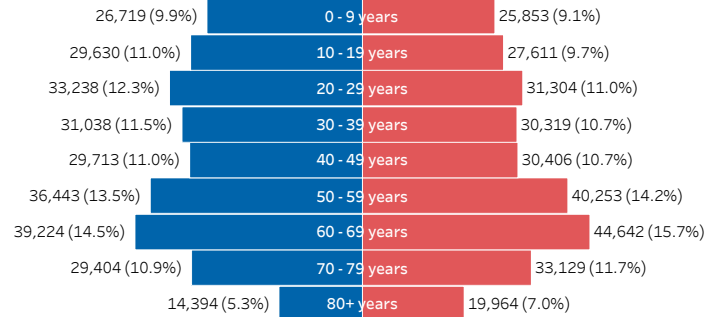


■ Catchment County
■ Selected County
□ Non Catchment County

Cancer Incidence & County Population Pyramid

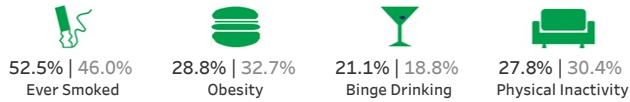
State Cancer Yearly Avg	County Cancer Yearly Avg
134,730	4,310 (3.2%)

County Level US Census Age & Sex Breakdown



Male Female

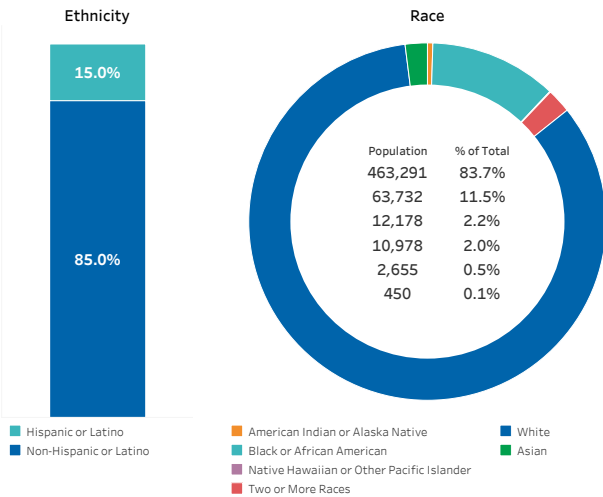
Risk Factors (Volusia County | Florida)



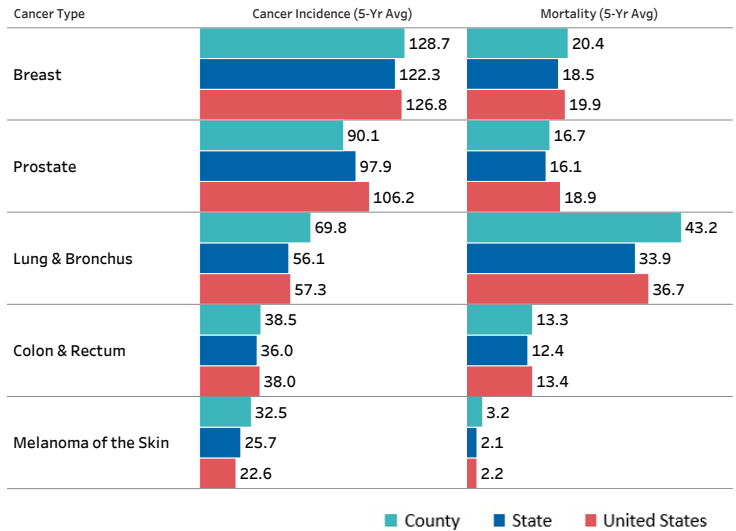
Socioeconomic Factors (Volusia County | Florida)



US Census Demographics Breakdown



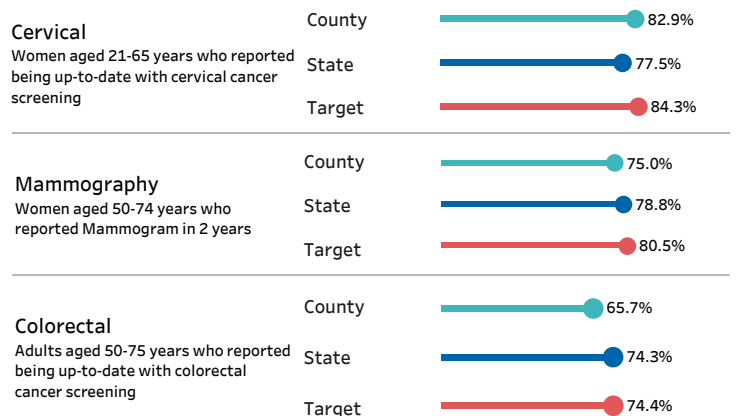
Top 5 Cancer Age-Adjusted Incidence & Mortality per 100k



Cancer Metrics by Type of Cancer

Cancer Type	Cancer Incidence 5-Yr Age-Adjusted per 100k	Mortality 5-Yr Age-Adjusted per 100k
Breast	128.7	20.4
Prostate	90.1	16.7
Lung & Bronchus	69.8	43.2
Colon & Rectum	38.5	13.3
Melanoma of the Skin	32.5	3.2
Non-Hodgkin Lymphoma	24.3	4.9
Uterus	24.1	4.1
Bladder	18.3	5.3
Kidney & Renal Pelvis	17.8	3.7
Leukemia	17.7	6.3
Oral Cavity & Pharynx	16.2	2.8
Pancreas	14.5	11.5
Thyroid	12.2	0.4
Ovary	12.0	6.8
Cervix	10.6	3.2
Liver & Bile Duct	8.8	7.5
Brain & ONS	6.2	4.4
Stomach	5.7	2.3
Esophagus	5.7	4.1
Uncategorized	0.0	0.0

Cancer Screening (Age-Adjusted Prevalence) *



Data Sources: Incidence and Mortality from State Cancer Profiles (for FL, AZ, WI, IA, MN data from MN Dept. of Health), Risk Factors & Screening from CDC, SES from County Health Ranking, US Population data from census.gov
Cancer Incidence is a yearly average based on a 5-yr period from (2015-2016), Mortality is a yearly average based on a 5-yr period from (2016-2020)

*Target information from Healthy People 2030 Preventive Cancer Care Objectives