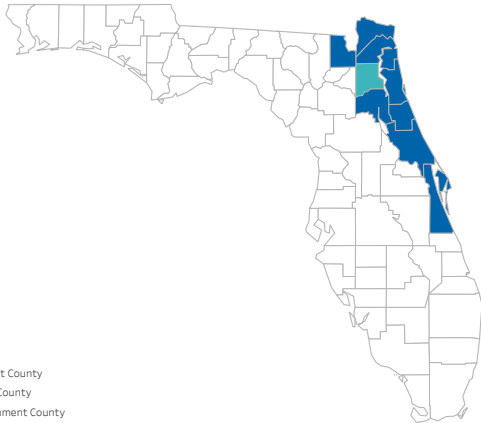


Population by County

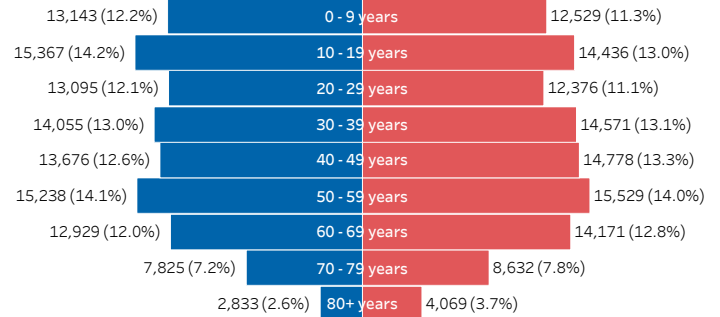
Select a county Catchment County, Clay Clay County Population Total: 219,252




Cancer Incidence & County Population Pyramid

State Cancer Yearly Avg	County Cancer Yearly Avg
134,730	1,249 (0.9%)

County Level US Census Age & Sex Breakdown



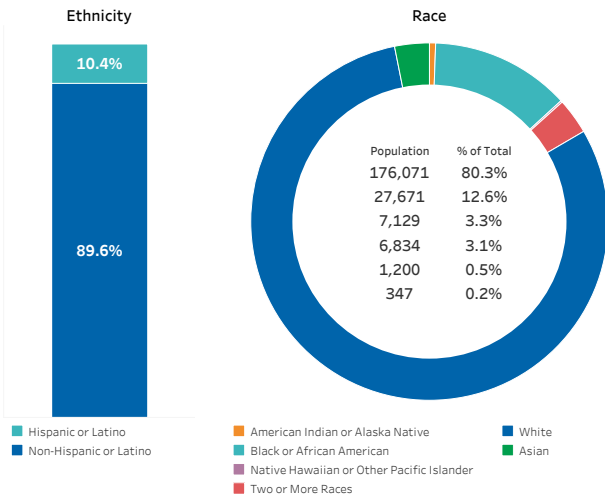
Risk Factors (Clay County | Florida)



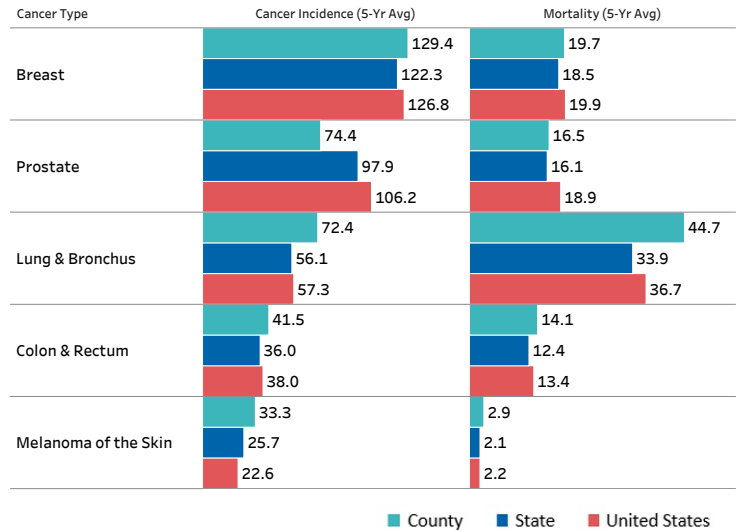
Socioeconomic Factors (Clay County | Florida)



US Census Demographics Breakdown



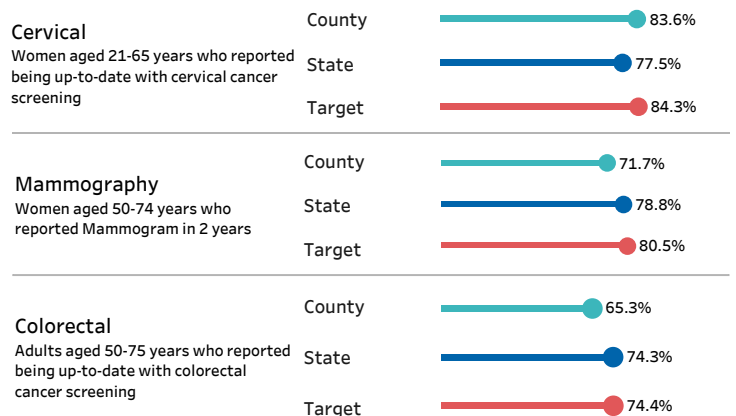
Top 5 Cancer Age-Adjusted Incidence & Mortality per 100k



Cancer Metrics by Type of Cancer

Cancer Type	Cancer Incidence 5-Yr Age-Adjusted per 100k	Mortality 5-Yr Age-Adjusted per 100k
Breast	129.4	19.7
Prostate	74.4	16.5
Lung & Bronchus	72.4	44.7
Colon & Rectum	41.5	14.1
Melanoma of the Skin	33.3	2.9
Uterus	27.0	3.5
Non-Hodgkin Lymphoma	23.4	4.7
Bladder	21.1	6.2
Kidney & Renal Pelvis	18.5	4.0
Leukemia	18.2	6.8
Oral Cavity & Pharynx	16.4	2.9
Pancreas	14.9	11.8
Ovary	12.6	4.4
Thyroid	12.2	0.0
Liver & Bile Duct	8.7	6.8
Cervix	8.3	4.2
Brain & ONS	7.3	6.1
Esophagus	6.1	4.5
Stomach	5.8	2.2
Uncategorized	0.0	0.0

Cancer Screening (Age-Adjusted Prevalence) *



Data Sources: Incidence and Mortality from State Cancer Profiles (for FL, AZ, WI, IA, MN data from MN Dept. of Health), Risk Factors & Screening from CDC, SES from County Health Ranking, US Population data from census.gov
Cancer Incidence is a yearly average based on a 5-yr period from (2015-2016), Mortality is a yearly average based on a 5-yr period from (2016-2020)

*Target information from Healthy People 2030 Preventive Cancer Care Objectives