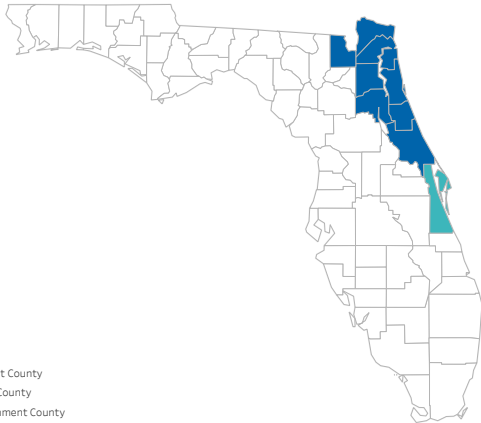


Population by County

Select a county Catchment County, Brevard Brevard County Population Total: 601,942

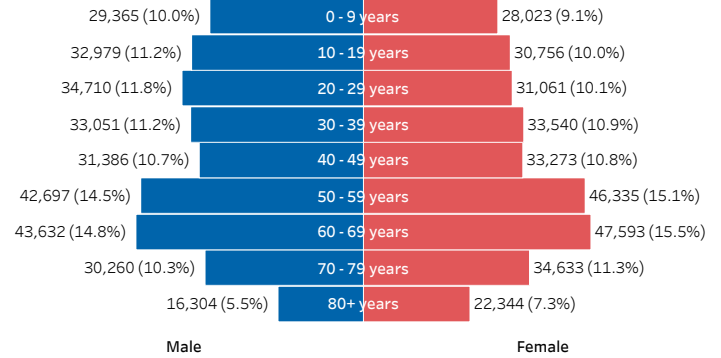


■ Catchment County
■ Selected County
□ Non Catchment County

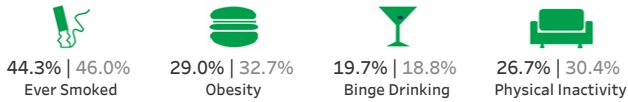
Cancer Incidence & County Population Pyramid

State Cancer Yearly Avg	County Cancer Yearly Avg
134,730	4,697 (3.5%)

County Level US Census Age & Sex Breakdown



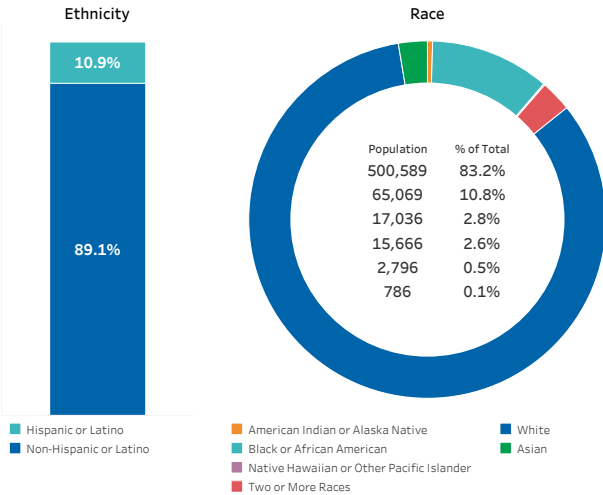
Risk Factors (Brevard County | Florida)



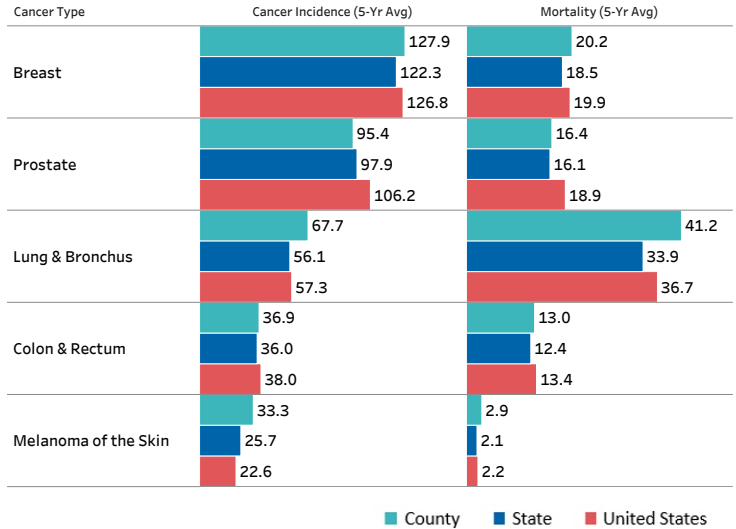
Socioeconomic Factors (Brevard County | Florida)



US Census Demographics Breakdown



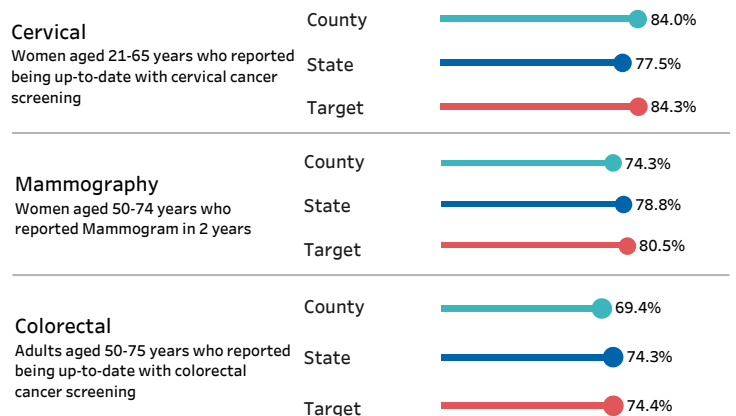
Top 5 Cancer Age-Adjusted Incidence & Mortality per 100k



Cancer Metrics by Type of Cancer

Cancer Type	Cancer Incidence 5-Yr Age-Adjusted per 100k	Mortality 5-Yr Age-Adjusted per 100k
Breast	127.9	20.2
Prostate	95.4	16.4
Lung & Bronchus	67.7	41.2
Colon & Rectum	36.9	13.0
Melanoma of the Skin	33.3	2.9
Uterus	27.2	4.8
Non-Hodgkin Lymphoma	23.7	5.6
Leukemia	22.2	7.0
Bladder	21.3	4.6
Oral Cavity & Pharynx	16.9	2.8
Kidney & Renal Pelvis	15.3	3.6
Pancreas	14.0	11.2
Ovary	12.6	6.1
Thyroid	12.1	0.4
Cervix	8.4	2.8
Brain & ONS	8.1	4.2
Liver & Bile Duct	8.0	5.7
Stomach	6.1	2.3
Esophagus	5.4	3.7
Uncategorized	0.0	0.0

Cancer Screening (Age-Adjusted Prevalence) *



Data Sources: Incidence and Mortality from State Cancer Profiles (for FL, AZ, WI, IA, MN data from MN Dept. of Health), Risk Factors & Screening from CDC, SES from County Health Ranking, US Population data from census.gov
Cancer Incidence is a yearly average based on a 5-yr period from (2015-2016), Mortality is a yearly average based on a 5-yr period from (2016-2020)

*Target information from Healthy People 2030 Preventive Cancer Care Objectives